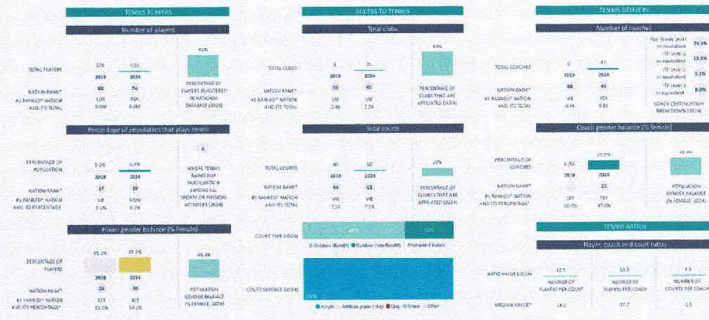


PARTICIPATION




*RANKING THE 16 NATIONS WITH THE SAME ITF MEMBERSHIP SHARE - SEE APPENDIX
*PERCENT CHANGE MEASURED AGAINST PREVIOUS YEAR - SEE APPENDIX




Rank among nations | % change measured against previous year | >10% decrease | ≤±10% change | >10% increase

PERFORMANCE - JUNIOR



*RANKING THESE NATIONS WITH THE SAME ITF MEMBERSHIP SHARE - SEE APPENDIX

PERFORMANCE - PROFESSIONAL



*RANKING THESE NATIONS WITH THE SAME ITF MEMBERSHIP SHARE - SEE APPENDIX